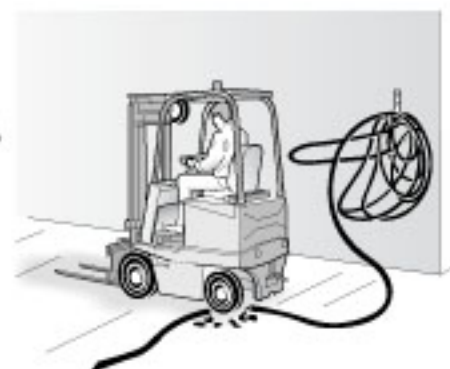




Why is there a need for equipment or a mechanism simplifying and facilitating the use of inconvenient and cumbersome hoses for the various types of fluids used in your activity?

Of all the **annoying** equipment used in your activity, these hoses are:

- **hard to** unravel;
- **inconvenient** to use (the length of the hose is never optimal for the distances between fluid "source" and delivery or duty point);
- **very inconvenient** to rewind and recompose, especially when under pressure and with liquid inside;
- they give the workplace a sense of **absolute disorder**, without mentioning the dirt they convey;
- they even **get caught** up in the movement of machines and operators in the same workplace;
- furthermore, they are exposed to **early wear and easy breakdown**, which are often the cause of **fluid losses** even at night - and particularly for air and water hoses - thus **causing unjustified costs and dangerous situations**.



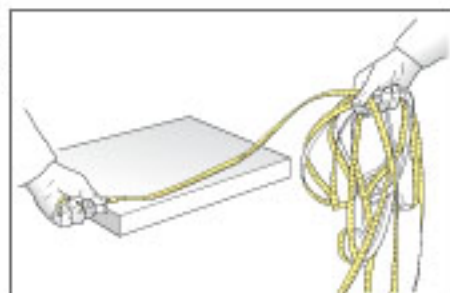
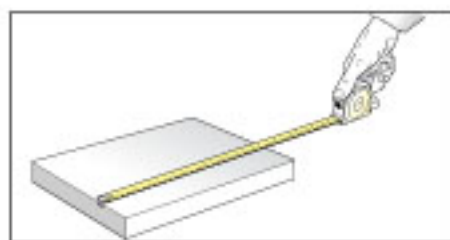
The solution?

You know how a tape measure is made.

You know how handy it is to use and wind up.

Imagine if the a tape measure you use often is loose, and without its special casing which, as well as protecting it enables you to extend it to the required length and rewind it with just one easy gesture.

How can you handle it and take it with you?



But to handle a tape measure without its special winder case, not weighing more than 50/100 grams and never longer than 2/5 metres in length, **is a problem**, so how could you possibly manage hoses of length 10/30 metres and weighing 5/30 Kg. ?



Many fluids, such as **air, water, oil, grease, gas, antifreeze, diesel oil and allied products**, etc. are used in all manufacturing industries, including: mechanical, textiles, building, animal feeds, automobile and also in saw mills, garages, tyre specialists, washing, service stations, body shops, wreckers, farms, earth moving, livestock breeding, slaughter-houses, etc., and the transferral or handling these fluids is carried out with **various types of hoses**.



The many uses of these cumbersome hoses and their inconvenient and outdated uses is in clear contrast with today's high-tech world.

Just think of what it means to use hoses, but applying the **practical** and **convenient** methods of the wind-up a tape measure.


The solution to all this is easily found with a handy hose-reel.

In addition to having a **compact, attractive and sturdy structure**, the hose-reels offer considerable advantages and practicality, thus preventing the problems described on the opposite page.

The hose-reel allows the desired length of hose to be **extracted quickly and easily**, for better work and functionality.

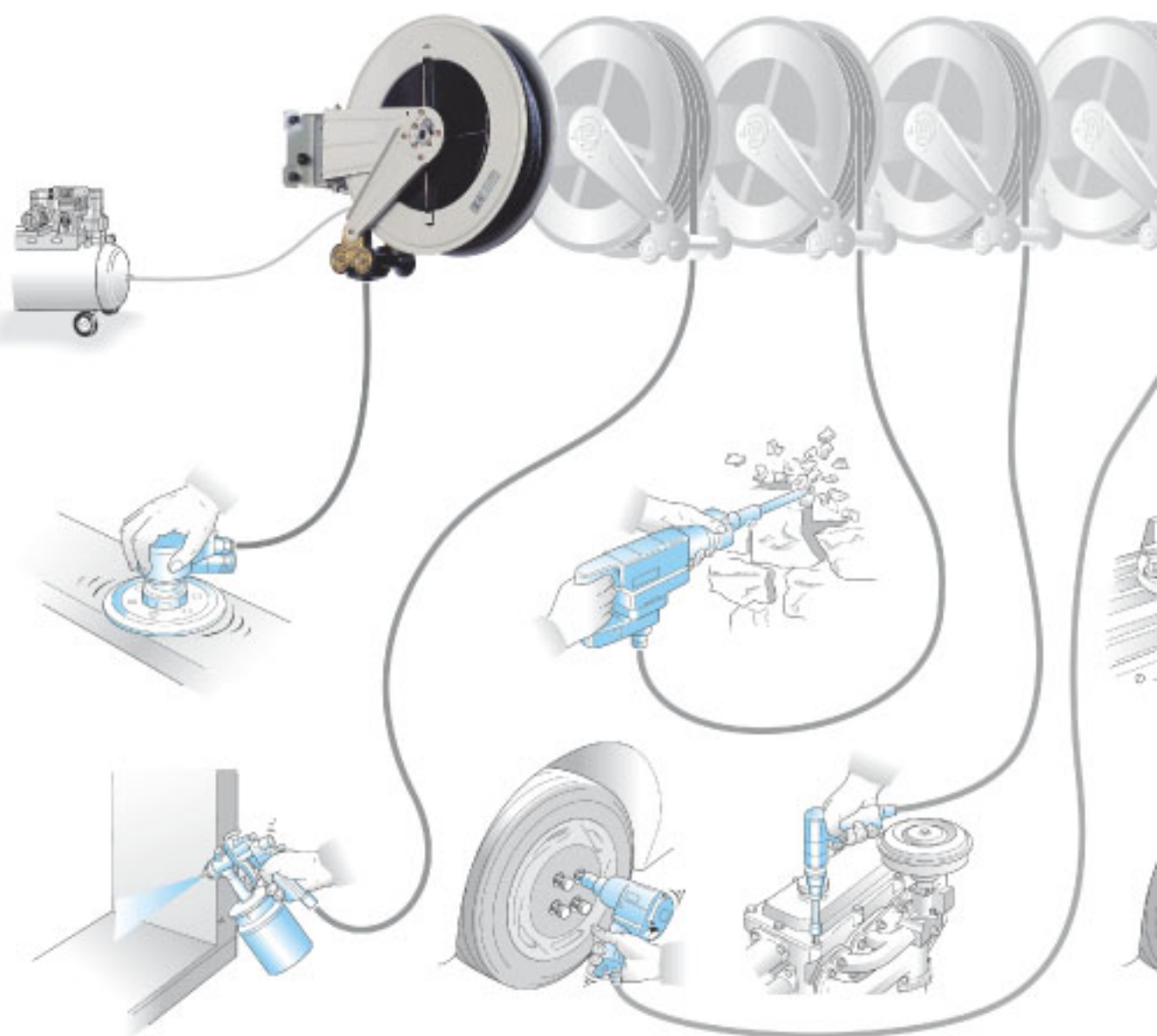
With the hose-reel, hose **rewinding** becomes **quick and sure**, for an orderly workplace free of hindrances, while **safeguarding against wear** and eventual **breakage** of the hoses themselves.

The hose-reel leaves the **workplace clean, orderly, and safe** for all operators, and always ready for use.



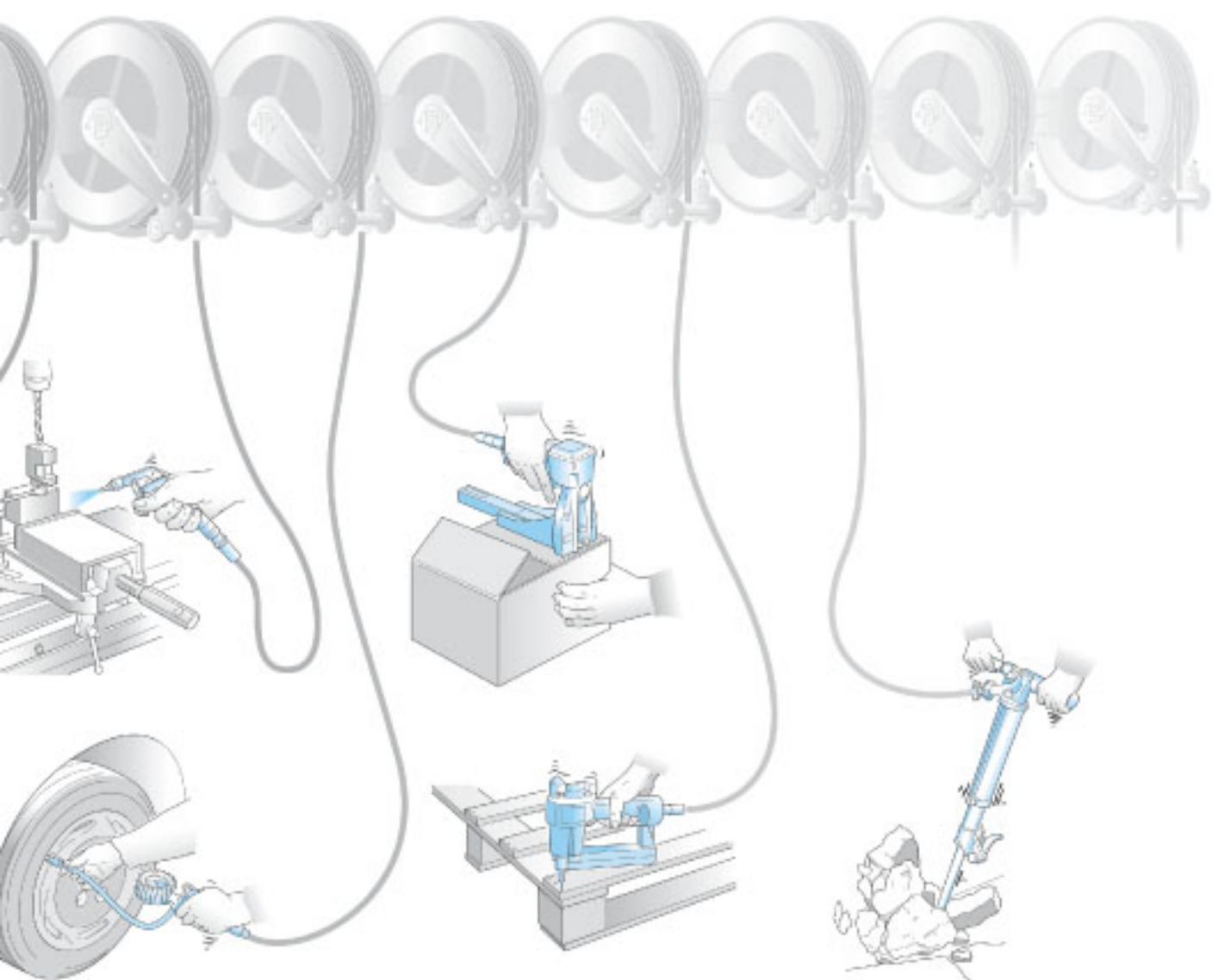


FOR AIR



THESE HANDY HOSE-REELS

OFFER COUNTLESS USES





How to choose the right hose-reel for your requirements.

The **fundamental elements** for choosing the right hose-reel for your needs are:

- 1) **TYPE OF FLUID** to be delivered or used
(air, water, oil, grease, diesel oil, etc.)
- 2) **QUANTITY OF FLUID** (litres/minute) to be delivered or used
(i.e. how many litres/minute are needed to feed the tool being applied)
- 3) **PRESSURE** needed according to type of use of the fluid
(air 12 Bar, oil 60 Bar, grease 400 Bar)
- 4) **LENGTH OF TUBE** determined by the distance between hose-reel and duty or delivery point.





After taking into account the basic elements for a best choice of the hose-reel, also the following **characteristics** must be considered:

- A) STAINLESS STEEL OR PAINTED.**
 painted for most uses in all activities and industries in general
 stainless steel for uses with hot water, in outside places with sudden temperature changes, in places with food, chemicals, boating, etc.
- B) FIXED OR ADJUSTABLE.**
 fixed for reduced encumbrance and arranged for application in series or on mobile kits
 adjustable for directing the tube outlet towards user and therefore to facilitate unwinding and winding.)
- C) OPEN OR ENCLOSED.**
 a subjective choice depending on style and taste, and which has nothing to do with functionality,
- D) DIAMETER OF HOSE-REEL HOSES, 1/4", 3/8", 1/2", 3/4" or 1",** according to the quantity, expressed in litres/minute, to deliver (real capacity), in addition to the necessary pressure. In fact, it is the diameter of the hose that determines the capacity of the hose-reel.

The relative capacity is obtained according to:

Relative capacity

The relative capacity is obtained according to:

- density and temperature of the fluid
- diameter of the hose
- the pressure with which it is fed,
- with the free outlet hose,
 i.e. without any tool, connection, litre-counter, gun or other connected to them.

REAL CAPACITY

The real capacity is the real delivery quantity of the hose-reel in a certain application, with connections, accessories or tools.



Guide to reading the catalogue for choosing the right hose-reel.

Each page of the catalogue always uses the same graphic layout.

For greater clarity, given below are the various specifications for choosing the hose-reel according to **REQUIREMENTS** and according to the **CHARACTERISTICS** of the actual hose-reels, offered by RAASM.

In order to explain this more clearly, an example is given presuming that the customer has to **use a hose-reel**;

- to feed **an air-operated screwdriver 1/4"**

- air consumption is **18 litres/minute**

- at an air-feed pressure of approximately **8/10 Bar**

- and at a max. **distance of 10/11 metres** between hose-reel and **duty point**

- in a **closed environment**.

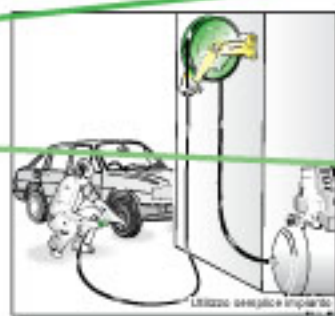
Therefore referring to that given on the previous page, regarding the abovementioned requirements and characteristics the choice will be made as follows:

- 1) **"TYPE OF FLUID"**
in order to work the screwdriver requires compressed air
- 2) **"QUANTITY OF FLUID"**
the screwdriver requires 18 l/min of air for best operation
- 3) **THE FEED "PRESSURE"**
of the screwdriver is 8/10 Bar
- 4) **"LENGTH OF HOSE"**:
the distance between hose-reel and screwdriver duty points is approximately 10/11 metres

218



ARROTOLATORI IN ACCIAIO VERNICIATI



Gli arrotolatori di tubo flessibile sono il modo più pratico, rapido, sicuro ed economico per il trasferimento di fluidi quali: olio, aria, acqua, grasso, etc. Vengono utilizzati in tutte le industrie, officine, stazioni di servizio, garage, etc. Sono estremamente facili da montare. L'arresto del tubo alla lunghezza desiderata ed il riavvolgimento dello stesso sono automatici.

ARROTOLATORI PER ARIA

Articolo	Potenza relativa	Pressione utilizzo	Tubo di utilizzo	Tubo entrata	Ø tubo	Attacco entrata	Attacco uscita
82007	600 g/min	60 bar	senza tubo	J	J	F 1/2" G	F 1/2" G
82007	750 g/min	18 bar	15m (grigio)	0,6 m	1/2"	F 1/2" G	M 1/2" G
82010	680 g/min	18 bar	12m (verde)	0,6 m	3/8"	F 1/2" G	M 3/8" G
82011	680 g/min	18 bar	18m (verde)	0,6 m	3/8"	F 1/2" G	M 3/8" G

ARROTOLATORI PER OLIO

Articolo	Potenza relativa	Pressione utilizzo	Tubo di utilizzo	Tubo entrata	Ø tubo	Attacco entrata	Attacco uscita
82001	10 g/min	20 bar	senza tubo	J	J	F 1/2" G	F 1/2" G
82012	11 g/min	60 bar	15m (grigio)	0,6 m	1/2"	F 1/2" G	M 1/2" G
82014	8 g/min	60 bar	15m (grigio)	0,6 m	1/2"	F 1/2" G	M 1/2" G

ARROTOLATORI PER GRASSO

Articolo	Potenza relativa	Pressione utilizzo	Tubo di utilizzo	Tubo entrata	Ø tubo	Attacco entrata	Attacco uscita
82130	1200 g/min	600 bar	senza tubo	J	J	F 1/4" G	F 1/2" G
82110	650 g/min	600 bar	12m (grigio)	0,6 m	1/4"	F 1/4" G	M 1/4" G
82115	580 g/min	600 bar	18m (grigio)	0,6 m	1/4"	F 1/4" G	M 1/4" G

ARROTOLATORI PER ACQUA-ACQUA CALDA 200 BAR

Articolo	Potenza relativa	Pressione utilizzo	Tubo di utilizzo	Tubo entrata	Ø tubo	Attacco entrata	Attacco uscita
82201	20 l/min	200 bar	senza tubo	J	J	F 1/4" G	F 1/2" G
82211	20 l/min	200 bar	12m (grigio)	0,6 m	3/8"	F 3/8" G	F 3/8" G
82217	20 l/min	200 bar	18m (grigio)	0,6 m	3/8"	F 3/8" G	F 3/8" G

Arrotolatore senza tubo per sig. 14,2 - A" / jacking ref. 6.99
con tubo sig. 14,2 - A" / jacking ref. 6.99

RAPIDISSIMO DA INSTALLARE

L'arrotolatore va facilmente agganciato alla staffa prefabbricata sia parete a soffitto e a terra.



POSIZIONE ORIENTABILE

Casi montato può liberamente ruotare di 50° a destra e sinistra (vedi su pagina).



POSIZIONE FISSA

L'arrotolatore può essere bloccato in una posizione fissa, a 0°, (posizione centrale) con due viti fessate di serie.



A seconda dell'installazione dell'arrotolatore i "bracci guida tubo" vanno orientati in posizione tale da facilitare l'uscita e il riavvolgimento del tubo stesso.

After having considered the basic elements for choosing the hose-reel, also the following excellent **characteristics** must be considered:

A) STAINLESS STEEL OR PAINTED

being a hose-reel for air, and used in a closed environment, the choice must be a painted hose-reel

B) FIXED OR ADJUSTABLE?

the hose-reel is used singularly and not in series, and its range of action is wide, therefore choose the adjustable type (if necessary, it can be clamped and thus rendered fixed).

C) OPEN OR ENCLOSED?

in this case the choice is subjective and the customer has chosen the open one

D) DIAMETER OF HOSES

for a capacity of 18 l/min at a pressure of 8/10 Bar, the right hose is 3/8"

The article chosen
in this case is art. 82010.

This shows how simple it is for the customer to choose from the wide range of RAASM hose-reels.

